

Aviva Terra Ultra-Weiß

4024

Preservative-free premium interior paint for DIY and commercial use

PRODUCT DESCRIPTION

General

High-quality, pure white, breathable wall paint for interior wall and ceiling coatings. Very good touch-up properties and excellent coverage with one coat. The very economical and easy-to-use product is odourless and formulated without the addition of preservatives, solvents or plasticizers. Resource-saving production, as the fossil raw materials required are replaced by renewable raw materials.

Special properties and standards



- **ÖNORM EN 1062-1**
Highly water vapor permeable, corresponds to the class V₁
- **green-Label**
ADLER green-Label products are objectively tested and certified according to three categories: Environment, Health & Safety, and Durability. Only products that score positively in all these areas are awarded the green sustainability label.
- **ÖNORM EN 13300**
(Testing without dilution)
Wet abrasion resistance: R-class 1
Covering power: H₁₀-class 1 (for 8 m²/l)
Gloss level: G4 dull matt
Maximum grit size: S1 fine
- **Austrian Eco Label (UZ 17)**
Low-emission wall paints for interior use and primers without biocides
Active ingredients for film or object preservation
- **Cradle to Cradle Certified® Silver**
Cradle to Cradle Certified® is the global standard for products that are safe, circular and responsibly made.
- **declared product in baubook**
Criteria of the "Baubook Ökologisch ausschreiben" fulfilled
- **French ordinance DEVL1104875A**
Marking of construction coating products for their emission of volatile pollutants: A+

Application area



For all white wall and ceiling coatings throughout the interior.

Particularly suitable for living rooms, bedrooms, nurseries, offices, hospitals, medical treatment homes, schools, etc., that must be reoccupied quickly.

0-3 IMC 4024 | 02/24 | replaces 0-2

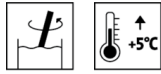
ADLER-Werk Lackfabrik, A-6130 Schwaz

Phone: 0043/5242/6922-301, Fax: 0043/5242/6922-309, email: technical-support@adler-lacke.com

Our instructions for use are based on knowledge available currently and shall guide the purchaser / user to the best of one's knowledge, but, however, must be clarified for the areas of application and processing conditions on a case-to-case basis. The buyer/user is responsible for deciding on the suitability and use of the delivered product, which is why it is recommended to produce a sample to check the suitability of the product. Our general terms and conditions of sale are otherwise applicable. All previous data sheets are rendered invalid with the issue of this one. Rights reserved for the modification of the container sizes, colour shades and degrees of gloss available.

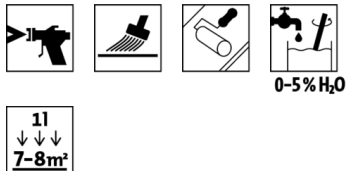
PROCESSING

Processing instructions



- Please stir the product before use.
- The temperature of the product and object, and the room temperature must be at least + 5 °C.
- The optimal conditions for use are between 15 - 25 °C with a relative atmospheric humidity between 40 - 80 %.
- To avoid crusts apply the coat at one stroke using the wet-on-wet method.
- Signs of touch-up work on the surface depend on several factors and hence, cannot be avoided (BFS data sheet 25).
- When reworking sealants, cracks and discoloration may occur in the coating material. Due to the large number of sealant systems, you should carry out your own tests in individual cases to assess adhesion and processing results.
- Especially for renovation only one coat is usually needed due to the high covering power.
- Due to the preservative-free formulation of the product we recommended for the processing clean tools, water and a separate container, as otherwise the durability of the remaining quantity is greatly reduced.
- Carefully cover and mask areas which are not to be coated.
- Remove paint splashes immediately with water.
- Any change in the processing sequence, environmental conditions, non-observance of instructions or the use of products not listed may have an unfavourable effect on the result.

Application technique



	Airless air-supported (Airmix®, Aircoat, etc.)	Brushing	processing_technique_roll
Spraying nozzle Ø (mm)	0,53 - 0,63		-
Spray nozzle (Ø inch)	0,021 - 0,026		-
Nozzle angle (°)	50		-
Spraying pressure (bar)	150 - 180		-
Fine strainer (mm)	200		-
Diluent	Water		
Diluent amount added (%)	0 – 5		
Applied quantity per application (ml/m²)	125 – 145		
Yield per application (m²/ l)	7 – 8		

The shape and surface condition of the workpiece as well as the type of application influence the actual consumption. Accurate values for consumption must be obtained by applying trial coats in advance.

Drying times

(at 23 °C and 50 % rel. humidity)

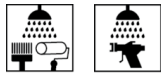


Subsequent coating

approx. 3 - 4 hour(s)

The figures given above are reference values. The drying time depends on the type of substrate, coat thickness, temperature, air exchange and relative atmospheric humidity.

Lower temperatures and/or high level of atmospheric humidity can increase the drying time.

Cleaning the working equipment

With soap-water immediately after use.

To remove dried product residues we recommend using Abbeizer Express (8313).

SUBSTRATE**Type of substrate**

For absorbent mineral supports such as plasters, concrete, screed, etc. as well as gypsum plaster boards and well-adherent old coatings.

Substrate property

The substrate must be dry, clean, capable of holding the paint, free from separating substances such as grease, wax, silicone, etc. and free from dust, as well as tested for suitability for coating.

Any coatings that cannot be recoated must be removed thoroughly.

Please observe the additional documents:

- ÖNORM B 2230-2
- ÖNORM B 3430-1
- DIN 18363

Substrate preparation

Touch up small cracks, holes or unevenness using a suitable filler.

Thoroughly remove greasy or oily impurities using Entfetter (7233).

No pre-treatment is necessary for clean, slightly absorbent, dry and recoatable substrates.

Treat mold infestation indoor with Aviva Schimmelex chlorfrei (8312) or Aviva Fungisan (8308).

Plasters in mortar groups P II and P III:

Allow new plaster application to remain untreated for 3 to 4 weeks. Re-plastered patches must be set well and dried up. If necessary, treat with fluosilicate. On coarsely porous, slightly sanding or absorbent surfaces, apply a primer coat using Aviva Tiefengrund WV (4074).

Gypsum and ready made plasters in mortar groups P IV and P V:

Grind off any sintered coat remaining. On coarsely porous, slightly sanding or absorbent surfaces, apply a primer coat using Aviva Tiefengrund WV (4074).

Gypsum plaster boards (GKP):

Sand off filler burrs and remove the dust thoroughly. Base coat with Aviva Tiefengrund WV (4074) diluted 1:1 with water. For panels with water-soluble, discoloring ingredients, an additional primer coat with e.g. Aviva Isolier-Weiß (4070) is required. Please observe BFS data sheet no. 12.

Concrete surfaces:

Clean concrete surfaces with dirt deposits, separating agents or powder layers mechanically or with the help of pressurised water jets (in compliance with statutory regulations). On coarsely porous, slightly sanding or absorbent surfaces, apply a primer coat using Aviva Tiefengrund WV (4074).

Recoatable coatings:

Work directly on matt and slightly absorbent coatings. On coarsely porous, slightly sanding or absorbent surfaces, apply a primer coat using Aviva Tiefengrund WV (4074).

Apply leaching agents, roughen up or sand off glossy or smooth substrates (such as painted and latex substrates, sintered layers).

Glue-bound distempers:

Wash off thoroughly and apply a primer coat using Aviva Tiefengrund WV (4074).

Avoid a glossy drying of Aviva Tiefengrund WV (4074).

COATING SYSTEM

Primer coat	See substrate preparation
Intermediate coat	If necessary: 1 x Aviva Terra Ultra-Weiß (4024) undiluted or diluted to a maximum of 5 % water.
Finishing coat	1 x Aviva Terra Ultra-Weiß (4024) undiluted or diluted to a maximum of 5 % water.

ORDERING INFORMATION

Size of trading unit	1 l, 3 l, 9 l, 15 l
Colour shades / Glosslevels	<p>Standard colour(s): Weiß (4024050063)</p> <p>In order to ensure uniformity of the colour shade, use only material with the same batch number on a given surface.</p>
Supplementary products	<p>Abbeizer Express (8313) Aviva Fungisan (8308) Aviva Schimmelex chlorfrei (8312) Aviva Tiefengrund WV (4074) Entfetter (8009)</p> <p>Please refer to the corresponding technical data sheets of the products.</p>

FURTHER DETAILS

Durability / storage	<p>Min. 1 year(s) in the original sealed containers.</p> <p>Make sure the product is protected against moisture, direct sunlight, frost and high temperatures (above 30 °C).</p> <p>Close opened containers well and use up the content as soon as possible.</p>
Technical specifications	VOC content: EU limit for Aviva Terra Ultra-Weiß (Cat A/a):30 g/l. Aviva Terra Ultra-Weiß contains < 1 g/l 0 g/lVOC.
Giscode	BSW10
Declaration of ingredients according to VdL-RL 01	Polystyrolacrylatharz / Titanium dioxide / Calcium carbonate / Kaolin / Water / Additive

Safety information



The usual protective measures must also be observed when processing low-pollutant products.

The inhalation of paint aerosols during spray application must generally be avoided. This is ensured by the proper use of a respirator (combination filter A2/P2).

Wear safety goggles if there is a risk of splashing. If the product comes into contact with your eyes, rinse immediately with water.

Ensure proper ventilation during and after application.

During work, do not eat, drink or smoke.

Do not allow to enter drains, water courses or soil.

Only dispose of empty containers for recycling, liquid material residues can be disposed of as water-based paint waste, dried material residues as hardened paint or as household waste.

Further information on the subject of safety during transport, storage and handling as well as disposal can be found in the relevant safety data sheet. The current version can be accessed on the Internet at www.adler-lacke.com.
