

## Pullex Aqua 3in1-Lasur

5368

Matt wood varnish for DIY and commercial use

### PRODUCT DESCRIPTION

#### General

Universal, water-based wood varnish for exterior use. Primer, intermediate and top coat in one.  
The product can be used to create natural, matt surfaces with an even colour. The product is characterised by very good water protection, long durability and even degradation when exposed to weathering.

#### Special properties and standards

- The coating is protected against blue stain and mould by a biocidal active substance.

**Active substance:**

2.4 g/kg (0.24 %) 3-Iod-2-propinylbutylcarbamate

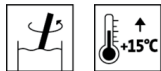
#### Application area



For non-dimensionally stable and limited dimensionally stable timber components in outdoor areas such as wooden houses, timber cladding, canopies, fences, window shutters, balconies, gates, etc.

### PROCESSING

#### Processing instructions



- Please stir the product before use.
- The temperature of the product and object, and the room temperature must be at least +15 °C.
- The optimal conditions for use are between 15 - 25 °C with a relative atmospheric humidity between 40 - 80 %.
- Do not process it under conditions of intense sunlight, rain, extremely high humidity, strong wind or pending frost.
- Early exposure to water from rain or dew must be prevented!
- For new timber components we recommend an all-over coating.
- Due to the system, glazes are only limitedly step-resistant and therefore require more frequent maintenance.
- Resin flow cannot be avoided by the coating.
- Water-soluble wood extracts can be leached particularly by driving rain. This can be minimized by an all-over coating and additional sealing of the end grains.
- Residual plaster (high level of alkalinity) or ferrous dust (rust formation) may lead to black discoloration on larch wood and other types of wood rich in extracts.
- The color shade, compatibility and adhesion to the substrate must be checked by creating sample panels.

- Any change in the processing sequence, environmental conditions, non-observance of instructions or the use of products not listed may have an unfavourable effect on the result. Deviations lead to film and adhesion problems as well as to impairments with regard to weathering and color stability.
- Please follow our **ARL 500 - Working guideline for coating non-dimensionally stable and limited dimensionally stable construction elements – General part.**

### Application technique



80-100ml  
↓↓↓  
1m²

	<b>Brushing</b>
<b>Applied quantity per application (ml/m²)</b>	80 - 100

The product is ready to use.

An additional 40 % material consumption is to be expected on rough sawn timber.

The shape and surface condition of the workpiece as well as the type of application influence the actual consumption. Accurate values for consumption must be obtained by applying trial coats in advance.

### Drying times

(at 23 °C and 50 % rel. humidity)



Recoatable	3 - 4 hour(s)
------------	---------------

The figures given above are reference values. The drying time depends on the type of substrate, coat thickness, temperature, air exchange and relative atmospheric humidity.

On types of woods rich in extracts (such as oak, iroko), drying may be delayed.

Lower temperatures and/or high level of atmospheric humidity can increase the drying time.

Avoid direct sunlight!

### Cleaning the working equipment



With water immediately after use.

## SUBSTRATE

### Type of substrate

Softwoods and hardwoods as well as plywood materials, which are suitable for the exterior, such as, for example, solid wooden boards, glued laminated timber (GLT or Glulam) and solid structural timber (SST).


### Substrate property

The substrate must be dry, clean, capable of holding the paint, free from separating substances such as grease, wax, silicone, resin etc. and free from wood dust, as well as tested for suitability for coating.

A prerequisite for ensuring long durability of the coating is to observe the basic principles of constructional wood preservation.

Please observe the additional documents:

- ÖNORM B 3430-1
- ÖNORM B 2230-1
- DIN 18363
- BFS data sheet no. 18.

<b>Wood moisture</b>	<b>Hardwoods:</b> 12 ± 2 % <b>Softwoods:</b> 15 ± 2 %
<b>Substrate preparation</b>	For optimal durability we recommend to sand smooth wooden surfaces with grain size 80 – 120 in the direction of the fibre, clean thoroughly and remove wood extractives such as, for example, resins and resin pockets. Clean resin-rich woods and exotic woods with drying retardants with Nitro-Verdünner 8017 (8017). Treat algae, green deposits or mould in outdoor areas with Aviva Fungisan (8308).
<b>COATING SYSTEM</b>	
<b>Impregnation</b>	If necessary, impregnate outdoors once with Pullex Aqua-IG (5357) (applies to timbers of durability class 3-5 according to EN 350) to protect against blue stain, fungal decay and insect infestation. Use wood preservatives safely. Always read the label and observe the respective technical data sheets of the products before use. Please follow our <b>ARL 056 - Working guideline for the use of wood preservatives.</b>
<b>Primer coat</b>	1 x Pullex Aqua 3in1-Lasur (5368) Intermediate drying: approx. 4 hour(s)
<b>Primer coat</b>	1 x Pullex Aqua 3in1-Lasur (5368) (Only necessary for heavy weathering and light colours) Intermediate drying: approx. 4 hour(s)
<b>Finishing coat</b>	1 x Pullex Aqua 3in1-Lasur (5368)
<b>MAINTENANCE</b>	
<b>Care</b>	The durability depends on several factors: these include particularly the type of weathering, constructive protection, mechanical stress and the choice of colour applied. To obtain long durability, regular inspection, maintenance and, if necessary, repair measures are necessary. If required, remove dust and dirt from the still intact areas and paint x using Pullex Aqua 3in1-Lasur (5368). On deep-pored hardwoods, e.g. Oak, Iroko, shorter maintenance intervals must be expected.
<b>Maintenance</b>	Please follow our <b>ARL 504 - Working guideline for coating non-dimensionally stable and limited dimensionally stable construction elements - Maintenance and Repair.</b>
<b>ORDERING INFORMATION</b>	
<b>Size of trading unit</b>	750 ml, 2,5 l, 10 l
<b>Colour shades / Glosslevels</b>	Colour shades can be obtained using the <b>ADLER colour mixing system Color4You.</b>
<b>Color4You</b> 	<b>Base paint(s):</b> Pullex Aqua 3in1-Lasur Basis W30 (5368000030) It is recommended to prepare a trial colour sample on the original substrate using the coating system selected in order to assess the final colour shade.

In order to ensure uniformity of the colour shade, use only material with the same batch number on a given surface.

Apply exclusively pigmented colour shades to ensure a good weather resistance.

Medium colour shades have the best weathering resistance; colours that are too light or too dark should be avoided if exposed to extreme weathering.

When brightening the standard colour shades with Pullex Aqua 3in1-Lasur colourless (5368), shorter renovation intervals must be expected (reduced UV protection). Therefore, Weide or Eiche should be used to brighten darker colour shades.

Please consume blended products within 12 months.

Please observe our **ARL 800- Working guideline for working (including care and maintenance) with ADLER Mix, PUR Mix and Color4You dosing machines.**

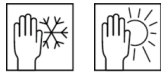
### Supplementary products

Aviva Fungisan (8308)  
Nitro-Verdünner 8017 (8017)  
Pullex Aqua-IG (5357)

Please refer to the corresponding technical data sheets of the products.

## FURTHER DETAILS

### Durability / storage



Min. 3 year(s) in the original sealed containers.

Make sure the product is protected against moisture, direct sunlight, frost and high temperatures (above 30 °C).

Close opened containers well and use up the content as soon as possible.

### Technical specifications

VOC content of the ready-to-use mixture: EU limit for Pullex Aqua 3in1-Lasur (Cat A/f):130 g/l.  
Pullex Aqua 3in1-Lasur contains maximum 60 g/lVOC.

### Giscode

BSW40

### Declaration of ingredients according to VdL-RL 01

acrylic dispersions / alkyd resins / water / inorganic white and coloured pigments / organic pigments / glycol ether / rheology additives / interface additives / wetting agent / in-can preservation agents

Reaction mass of bis(1,2,2,6,6-pentamethyl-4-piperidyl) sebacate and methyl-1,2,2,6,6-pentamethyl-4-piperidyl sebacate, 1,2-benzisothiazol-3(2H)-one, adipohydrazide, Reaction mass of 5-chloro-2-methyl-4-isothiazolin-3-one and 2-methyl-2H-isothiazol-3-one (3:1), 3-iodo-2-propynylbutylcarbamate, Hydroxyphenylbenzotriazole derivative, 2,4,7,9-tetramethyldec-5-yne-4,7-diol. May cause allergic reactions.

**Information for allergy sufferers under telephone no. +43 5242 6922-713.**

### Safety information



When sanding, use at least a P2 dust filter as personal safety equipment to protect against abrasive and wood dust. In case of hardwood (especially for Beech, Oak) a dust filter P3 is recommended.

Ensure good ventilation during application and drying.

Further information on the subject of safety during transport, storage and handling as well as disposal can be found in the relevant safety data sheet. The current version can be accessed on the Internet at [www.adler-lacke.com](http://www.adler-lacke.com).