

ADLER | REAL METAL COATINGS
for wood surfaces



© BY VOGLAUER



Paint runs through our veins.


Real metals **PURE**



IRON



COPPER



BRASS



BRONZE



TIN

Real metals **OXIDISED**



IRON
Aquafix Oxid




COPPER
Aquafix Blue-Patina

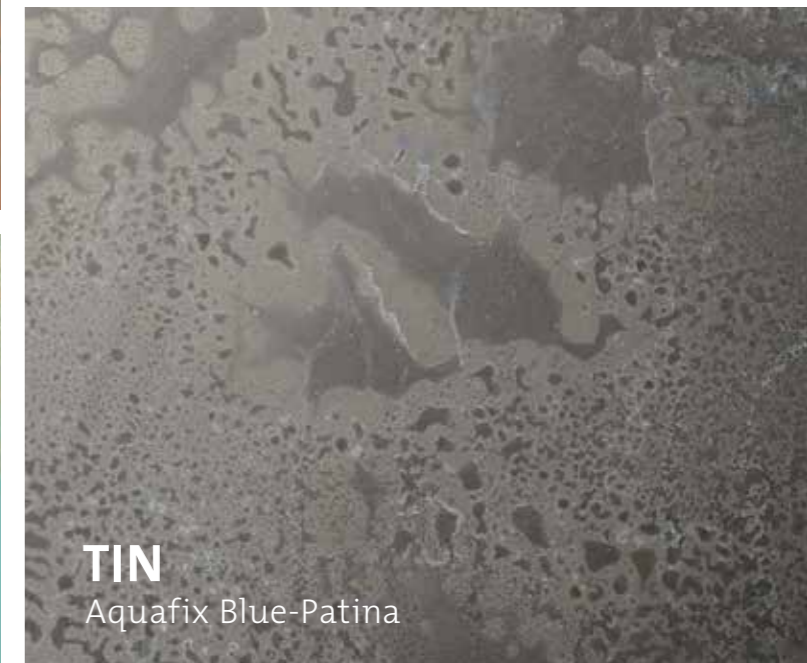


BRASS
Aquafix Blue-Patina

For a coarse rust effect or striking patina look, two oxidation solutions are available – Aquafix Oxid conjures up a classic rust red surface overnight, whilst Aquafix Blue-Patina makes the metal surface appear greenish blue, e.g. with copper. Applying two coats – whether it is with a cup gun, sponge or paint brush (Aquafix Oxid) or directly from the spray bottle (Aquafix Blue-Patina) – creates a vivid, always individual result.



BRONZE
Aquafix Blue-Patina



TIN
Aquafix Blue-Patina

for **WOOD SURFACES**

Metallic sheen in copper, brass, tin or bronze, hard iron, genuine rust – the architectural trends have also arrived indoors and in the living area.

Whether elegant or coarse – with the ADLER real metal coatings you can create unique, individual surfaces on the substrate wood. Due to their high percentage of real metal, these have a very metallic character in terms of look and feel – including a magnetic effect when using Aquafix Ferro. The metal coatings can be applied simply by spraying. Particularly vivid effects can be achieved by handling the surface with a paint brush, sponge or spatula.

The quantity applied, the processing method and sanding determine the final result. Colour differences to the original shade are due to the printing process. To assess the final colour, we recommend making a colour sample of the coating cycle selected on the original substrate.

PRODUCTS AT A GLANCE

AQUA-PURE-METAL

ADLER Aqua-Pure-Metal is the basis for a liquid real metal coating containing 90% metal in the dried film. You can thereby create metal surfaces that have a very metal character in terms of look and feel. 2K PUR paints in the required gloss level are suitable as a top coat. We recommend Pigmotop G70.

SPECIAL FEATURES:

- + Real metal coating containing 90% metal
- + Very metallic character and genuine rust/patina effect
- + Easy processing
- + Magnetic effect when using Aquafix Ferro

Article number: 31600

Container: 5 kg

Curing agent: Aqua-PUR-Härter 82220

Recommended substrate:

all load-bearing substrates, such as chipboards, MDF boards or carrier plates coated with priming film.

AQUAFIX OXID

Water-based, ready-to-use oxidation solution for iron surfaces to achieve rust effects. Applied by spraying, with a paint brush or sponge. Depending on the application method and amount, individual results are achieved. Recoatable after 12 hours with a lightfast PUR paint. We recommend 2 x PUR-Antiscratch HQ in gloss level G5.

Article number: 91204

Container: 1 litre

AQUAFIX FERRO COPPER | BRONZE BRASS | TIN

Real metal powder to achieve real metal coatings. 250 parts by weight of the powder must be carefully worked into the paint/curing agent mixture without forming lumps. Stirring is best done by machine with a basket mixer.

Article number:

ADLER Aquafix Ferro 8130 000300

ADLER Aquafix Kupfer [Copper] 8135 000300

ADLER Aquafix Messing [Brass] 8136 000300

ADLER Aquafix Bronze 8137 000300

ADLER Aquafix Zinn [Tin] 8138 000300

Container: 1 kg

AQUAFIX BLUE-PATINA

Water-based, ready-to-use oxidation solution to achieve oxidation effects on non-ferrous metal surfaces. Applied with the spray bottle unevenly, over the whole area or on select parts. The quantity applied is based on the desired effect. This solution is applied once or twice. After drying overnight, the topcoat is applied. We recommend 3 x PUR-Antiscratch HQ G10.

Article number: 8139 000210

Container: 500 ml



HARD IRON ...

With ADLER step by step to create a strong real iron ...



Preparation

Prepare your substrate with a spray application of PUR-Spritzfüller Schwarz [black]. Then sand the filled, dry substrate directly before painting with grit size 240.

Mixing & spraying Eisenlack [iron paint]

For ADLER Eisenlack, 400 g of Aqua-Pure-Metal, 20 g of Aqua-PUR-Härter and 1000 g of Aquafix Ferro are mixed. Careful stirring is particularly important here! Best results are achieved with a single, generous application (around 800 g per square metre) with a compressed-air cup gun.



Sanding real iron effect

For the tough iron look let the workpiece dry for five hours and then sand it in stages with grit size 180 – 240 – 360 – 600 – 1000 – 1500 and 3000.



Real iron effect – applying the top coat

Paint the workpiece once with a lightfast 2K-PUR paint. We recommend ADLER Pigmotop in gloss level 70.



... RAW RUST

... and rust coating



Conjuring the rust effect

Those who want to make it really rough and trendy should reach into the rust box of tricks. For this effect too, a drying time for the real metal layer of at least five hours is maintained and sanded in stages, but only with grit size 180 – 240 – 360 to 600. Now the rust activator, Aquafix Oxid, comes into play: with an intermediate drying time of two hours, it is applied twice unevenly and very generously; whether with a cup gun, sponge or paint brush is down to the user.

Rusting overnight, applying the top coat

Real iron produces real rust – thanks to Aquafix Oxid even overnight. As soon as you have recovered from marvelling the genuine rust on the wood, you can apply the top coat again 2 x with a lightfast 2K PUR paint. We recommend PUR-Antiscratch HQ G5 natural matt.



Products used for real iron coating:

Aqua-Pure-Metal	31600
Aquafix Ferro	8130000300
Aqua-PUR-Härter	82220

Top coat:

Pigmotop G70	25367
--------------	-------

Complementary products for rust effect:

Aquafix Oxid	91204
--------------	-------

Top coat:

PUR-Antiscratch HQ G5	26320
-----------------------	-------

Recommended substrate:

All load-bearing substrates such as chipboards, MDF boards or carrier plates coated with priming film.



Whilst processing, please observe the technical data sheets for ADLER Aqua-Pure-Metal, Aquafix Ferro and Aquafix Oxid.

NON-FERROUS METAL COATINGS

Sophisticated sheen or cool patina

Not only hard iron, but also refined and warm non-ferrous metals are taking hold in the living area. The ADLER real metal coatings made of copper, brass, bronze or tin offer the right metal for every taste. Those who prefer striking accents should resort to the spray bottle: the specially developed oxidation solution, ADLER Aquafix Blue-Patina, makes a cool vintage look possible for non-ferrous metals too.



Preparing the substrate

The ideal basis for the ADLER real metal coating is PUR-Ecofill Weiß [white]. After a single spray application, the filled, dried area is sanded with grit size 240 directly before painting.

Mixing & spraying brass paint

For the ADLER brass paint, mix 400 g of Aqua-Pure-Metal, 5 % Aqua-PUR-Härter and 1000 g of Aquafix Messing. It is particularly important to stir carefully without lumps – this is best done by machine with a basket mixer. The best result is achieved with a single generous application (around 500 - 800 g per square metre) with a compressed-air cup gun.



Sanding the real brass coating and applying the top coat

For the intensive metal effect and authentic sheen, after a drying time of at least five hours, sand with increasing grit size: 180 – 240 – 360 – 600 – 1000 – 1500 and 3000.

Remove sanding dust carefully with ADLER Spezial-Verdünnung. The top coat is done using ADLER Tiropur or Pigmotop in gloss level G70.



Patina effect

For those who would prefer to also enjoy non-ferrous metals in a vintage look, ADLER has the right “oxidation solution” – Aquafix Blue-Patina. For this effect too, a drying time for the real metal layer of at least five hours, even better overnight, is maintained and sanded in stages, but only with grit size 220, 400 up to 600. Depending on taste, the product is applied unevenly, over the whole area or on select parts.

Patina effect overnight and applying the top coat

After drying overnight, the finish can also be applied to the patinated surface. We recommend three layers of PUR-Antiscratch in gloss level G10.



Products used for real brass coating:

PUR-Ecofill Weiß [white]	25501
Aqua-Pure-Metal	31600
+ Aquafix Messing [Brass]	8136 000300
Aqua-PUR-Härter	82220
ADLER Spezial-Verdünnung	96704

Top coat:

Tiropur NG G70	25467
----------------	-------

Complementary products for rust effect:

Aquafix Blue-Patina	8139 000210
---------------------	-------------

Top coat:

PUR-Antiscratch HQ G10	26321
------------------------	-------

Recommended substrate:

All load-bearing substrates such as chipboards, MDF boards or carrier plates coated with priming film.



Paint runs through our veins.

Whilst processing, please observe the technical data sheets for ADLER Aqua-Pure-Metal, Aquafix Messing and Aquafix Blue-Patina.


APPLICATION TYPES

Additional structure effects can be achieved by handling the surface with a paint brush or spatula. Depending on the application method and amount of the oxidation solutions, Aquafix Oxid and Aquafix Blue-Patina – whether with a cup gun, sponge or paint brush – different results are achieved. If the real metal paint is rolled on or applied with a spatula, many other interesting effects are possible.

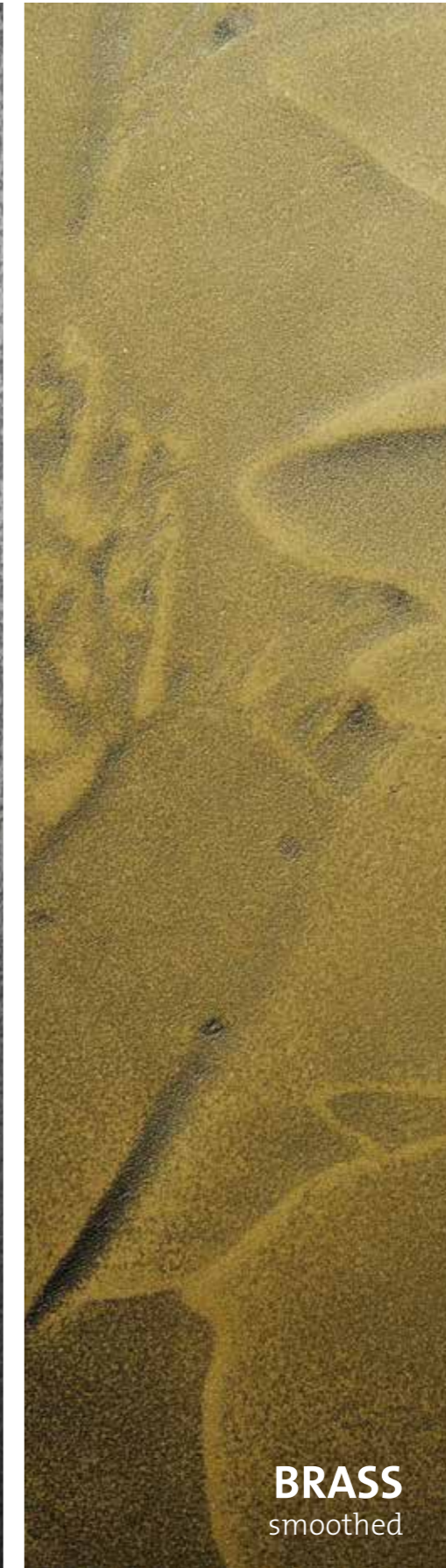
Real metal VARIATIONS



© BY VOGLAUER



IRON
rolled



BRASS
smoothed



BRONZE
brushed on spruce

The quantity applied, the processing method and sanding determine the final result. Colour differences to the original shade are due to the printing process. To assess the final colour, we recommend making a colour sample of the coating cycle selected on the original substrate.



Paint runs through our veins.

ADLER-Werk Lackfabrik · A-6130 Schwaz/Tirol · Bergwerkstraße 22 · T. +43/5242/6922-0 · info@adler-lacke.com · www.adler-lacke.com
ADLER Deutschland GmbH · Kunstmühlstr. 14 · D-83026 Rosenheim · T. 08031/3045174 · **ADLER Lack AG** · Etzelstraße 5 · CH-8856 Tuggen · T. 055/465 2121
ADLER Polska Sp. z o.o. · ul. Tyniecka 229 · PL-30-376 Kraków · T. 012/2524001 · **ADLER Slovensko s.r.o.** · Montážna 3 · SK-971 01 Prievidza · T. 046/5199621
ADLER Česko s.r.o. · Pražská 675/10 · CZ - 642 00 Brno - Bosonohy · T. 731 725 957 · **ADLER Italia S.r.l.** · Via per Marco 12/D · I-38068 Rovereto · T. 0464/425308